

[Special Series]

Haas Dual-Spindle / Y Axis



The High-Performance Turning Centers

4800-rpm main and secondary spindles

ISO standard G-code programming through the user-friendly, full-function Haas CNC control, or use the optional Intuitive Programming System



4000-rpm main and secondary spindles

± 2.0 " Y-axis travel for off-center milling, drilling, and tapping

Secondary spindle allows synchronous turning and on-the-fly part pass-off

Warranty: 1 Year Parts and Labor

[Standard Features]

- Dual 8.3" Hydraulic Chucking Systems
- ± 2.0 " Y-Axis Travel
- Live Tooling with C Axis
- Synchronous Turning Capability
- On-The-Fly Pass-Off Capability
- 15" Color LCD Monitor w/USB Port
- 1 MB Program Memory
- Rigid Tapping
- Made in the USA

[DS-30Y]

- 18" x 23" Max Capacity
- 4000-rpm Main Spindle, 30 hp
- 4000-rpm Secondary Spindle, 20 hp
- 12-Station BOT/VDI Turret

[DS-30SSY]

- 16" x 23" Max Capacity
- 4800-rpm Main Spindle, 30 hp
- 4800-rpm Secondary Spindle, 20 hp
- 24-Station BOT/VDI Turret

[Options] partial list

- High-Pressure Coolant Systems
- Automatic Tool Presetter System
- Belt-Type Chip Conveyor
- Servo Auto Door
- Ethernet Interface
- Haas Intuitive Programming System
- Servo Bar Feeder
- Parts Catcher



Haas Automation, Inc. | www.HaasCNC.com | 800-331-6746 | Made in U.S.A.

Specifications subject to change without notice. Not responsible for typographical errors. Machines shown with optional equipment.



Haas Dual-Spindle / Y Axis

The High-Performance Turning Centers



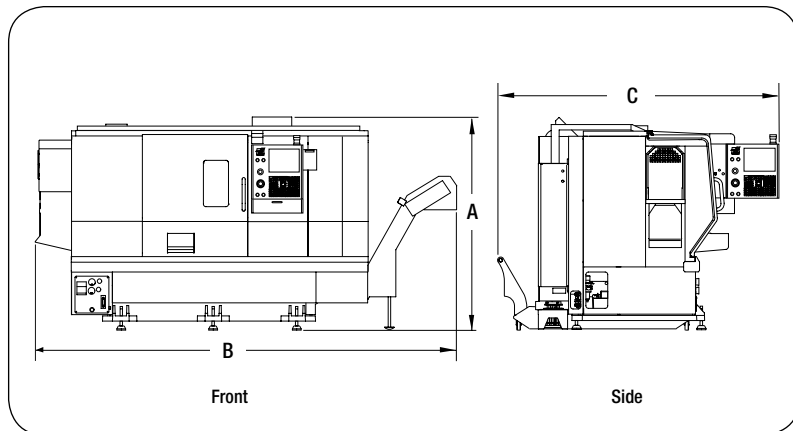
The Haas DS-30 Series Y-axis turning centers combine dual-spindle turning with Y axis, C axis, and live tooling to create powerful “done-in-one” machining solutions for any shop.

Available in standard and Super Speed configurations, the machines provide 4" of Y-axis travel (± 2 " from the centerline) for off-center milling, drilling, and tapping, and come standard with high-torque live tooling and a servo-driven C axis for versatile 4-axis capability. The opposed spindles support fully synchronized turning, and allow on-the-fly part pass-off to reduce cycle times.



Dual-spindle turning combined with Y axis, C axis, and high-torque live tooling allow multiple operations in a single setup to reduce part handling and increase accuracy.

Both DS machines are equipped with a hybrid turret that accepts BOT tools, OD tools and VDI40 tools. The DS-30Y has a 12-station turret, and the DS-30SSY has a 24-station turret.



Operating Dimensions		DS-30Y/DS-30SSY
A. Max Operating Height		83" 2 108 mm
B. Max Operating Width		178" 4 521 mm
C. Max Operating Depth [†]		120" 3 048 mm

[†] With control swung forward and coolant tank in place. Additional 13" (330 mm) required to open rear service panel.

[Specifications]

Capacities	DS-30Y	DS-30SSY
Max Cutting Dia.	18" 457 mm	16" 406 mm
Max Cutting Length without workholding	23" 584 mm	23" 584 mm
Std. Bar Capacity	2.0" 51 mm	2.0" 51 mm
Main Spindle		
Chuck Size	8.3" 210 mm	8.3" 210 mm
Max Speed	4000 rpm	4800 rpm
Max Motor Rating	30 hp 22.4 kW	30 hp 22.4 kW
Max Torque	300 ft-lb @ 500 rpm 407 Nm @ 500 rpm	275 ft-lb @ 600 rpm 373 Nm @ 600 rpm
Spindle Nose	A2-6	A2-6
Spindle Bore	Ø3.50" Ø88.9 mm	Ø3.50" Ø88.9 mm
Secondary Spindle		
Chuck Size	8.3" 210 mm	8.3" 210 mm
Max Speed	4000 rpm	4800 rpm
Max Motor Rating	20 hp 14.9 kW	20 hp 14.9 kW
Max Torque	135 ft-lb @ 700 rpm 183 Nm @ 700 rpm	110 ft-lb @ 700 rpm 149 Nm @ 700 rpm
Spindle Nose	A2-5	A2-5
Spindle Bore	Ø2.44" Ø61.9 mm	Ø2.44" Ø61.9 mm
Swing Diameter		
Over Front Apron	31.75" 806 mm	31.75" 806 mm
Over Cross Slide ¹	20.75" 527 mm	20.75" 527 mm
Over Secondary Spindle	21.75" 552 mm	21.75" 552 mm
Travels & Feedrates		
X Axis	12.5" 318 mm	12.5" 318 mm
Y Axis	±2.0" ±51 mm	±2.0" ±51 mm
Z Axis	23" 584 mm	23" 584 mm
X-Axis Rapids	472 ipm 12 m/min	472 ipm 12 m/min
Y-Axis Rapids	472 ipm 12 m/min	472 ipm 12 m/min
Z-Axis Rapids	945 ipm 24.0 m/min	1200 ipm 30.5 m/min
General		
Power – 3-Phase	195 - 260 V	195 - 260 V



Specifications subject to change without notice.
Not responsible for typographical errors.
Machines shown with optional equipment.

¹ With Y axis at 0.